



BAROMETER

For the week ending:
August 10, 2013

Published by Western Wood Products Association

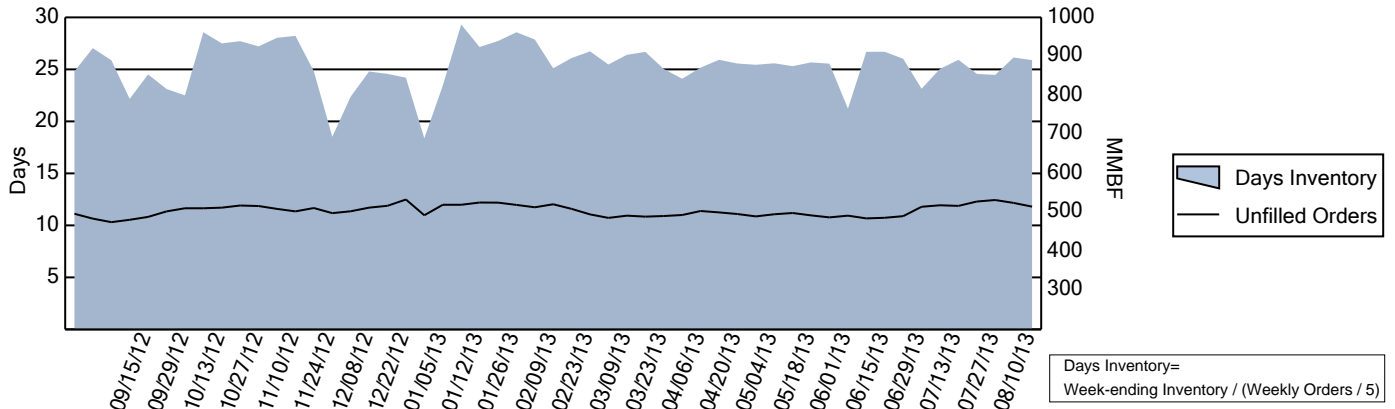
522 SW Fifth Ave., Suite 500, Portland, OR 97204

Phone: 503-224-3930

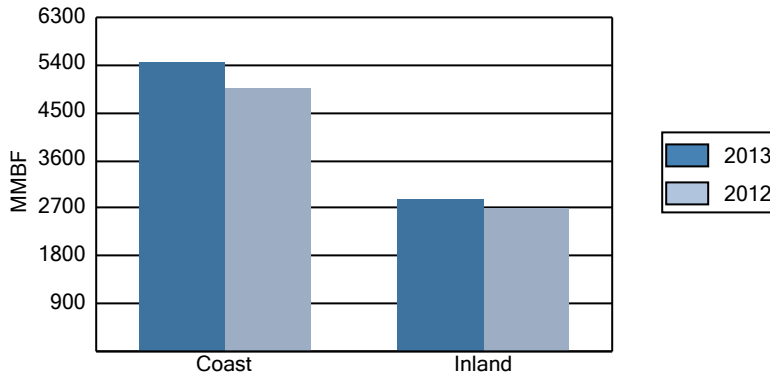
© 1992, 2013 WWPA

ISSN: 0511-8255

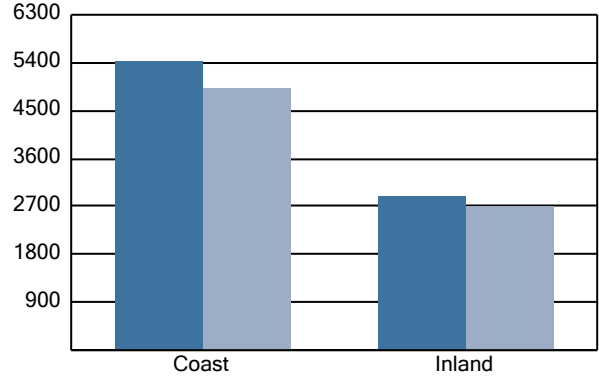
Days Inventory Based on Orders



Production Year-to-Date by Region



Shipments Year-to-Date by Region



MBF	Reporting Week		Last Week		2 weeks ago		3 weeks ago		Year-to-Date Footage		
	Footage	% Inv.	Footage	% Inv.	Footage	% Inv.	Footage	% Inv.	Current Year	Last Year	% Diff.
Western											
Production	257,390	19.5%	261,593	19.8%	266,609	20.1%	261,148	19.7%	8,342,503	7,658,462	8.9%
Orders	254,330	19.3%	253,180	19.1%	270,241	20.4%	269,229	20.4%	8,329,633	7,625,478	9.2%
Shipments	264,068	20.0%	260,643	19.7%	266,262	20.1%	257,878	19.5%	8,306,003	7,608,108	9.2%
Unfilled Orders	514,833	39.1%	524,572	39.6%	532,035	40.2%	528,057	39.9%	514,833	492,378	4.6%
Inventories	1,317,445	-	1,324,123	-	1,323,173	-	1,322,828	-	1,317,445	1,238,491	6.4%
Coast											
Production	166,347	20.6%	169,237	20.8%	176,139	21.7%	170,630	21.0%	5,466,575	4,961,760	10.2%
Orders	162,586	20.1%	162,932	20.0%	171,485	21.1%	182,764	22.5%	5,442,233	4,915,611	10.7%
Shipments	171,421	21.2%	167,368	20.6%	174,897	21.5%	169,868	21.0%	5,424,831	4,913,461	10.4%
Unfilled Orders	287,391	35.5%	296,226	36.4%	300,662	37.0%	304,074	37.5%	287,391	262,170	9.6%
Inventories	808,720	-	813,794	-	811,925	-	810,684	-	808,720	772,304	4.7%
Inland											
Production	91,043	17.9%	92,356	18.1%	90,470	17.7%	90,518	17.7%	2,875,928	2,696,702	6.6%
Orders	91,744	18.0%	90,248	17.7%	98,756	19.3%	86,465	16.9%	2,887,400	2,709,867	6.6%
Shipments	92,647	18.2%	93,275	18.3%	91,365	17.9%	88,010	17.2%	2,881,172	2,694,647	6.9%
Unfilled Orders	227,442	44.7%	228,346	44.7%	231,373	45.3%	223,983	43.7%	227,442	230,208	-1.2%
Inventories	508,725	-	510,329	-	511,248	-	512,144	-	508,725	466,187	9.1%

Reporting mills represent approximately one-half of all Western Region lumber production. Coast Region includes the areas west of the Cascade Range in WA and OR, and the north coast counties of CA. Inland Region includes the areas east from the Cascade and California ranges to the Great Plains, and from Canada to Mexico. Information contained in this report may not be published, reprinted or transmitted without the expressed written permission of Western Wood Products Association.